

11 100m Freestyle Women Final

Official

1 Final 13 years

Official




















heat Started at: 05:00 PM

Lane	Competitor	Age	Club	RT	PTS	Rank	Result
0	Lily Seber	13		0.79		9	1:03.93 Entry: 1:04.09 -0.16
50m: 30.58 100m: 1:03.93 (33.35)							
1	Sarah Choi	13		0.56		7	1:02.17 Entry: 1:02.94 -0.77
50m: 30.26 100m: 1:02.17 (31.91)							
2	Harriet McHardy	13		0.71		6	1:01.41 Entry: 1:01.91 -0.50
50m: 29.22 100m: 1:01.41 (32.19)							
3	Jorja Postill	13		0.75		5	1:00.81 Entry: 1:01.62 -0.81
50m: 29.03 100m: 1:00.81 (31.78)							
4	Anae Delande (V)	13		0.68		3	1:00.68 Entry: 1:01.07 -0.39
50m: 28.37 100m: 1:00.68 (32.31)							
5	Amelia McEwan	13		0.64		2	1:00.54 Entry: 1:01.38 -0.84
50m: 29.01 100m: 1:00.54 (31.53)							
6	Indie Herbert	13		0.67		1	59.03 Entry: 1:01.68 -2.65
50m: 28.36 100m: 59.03 (30.67)							
7	Sophia Kivileva	13		0.50		4	1:00.79 Entry: 1:02.59 -1.80
50m: 29.22 100m: 1:00.79 (31.57)							
8	Ruby Martin	13		0.70		8	1:03.27 Entry: 1:03.71 -0.44
50m: 30.04 100m: 1:03.27 (33.23)							
9	Ella van Schaik	13		0.74		10	1:03.98 Entry: 1:04.34 -0.36
50m: 30.03 100m: 1:03.98 (33.95)							

2 Final 14 years

Official


heat Started at: 05:03 PM (+ 2 min)

Lane	Competitor	Age	Club	RT	PTS	Rank	Result
0	 Alexandria Curtis	14		0.70		8	1:02.59 Entry: 1:02.81 -0.22
50m: 30.21 100m: 1:02.59 (32.38)							
1	 Elieta Tukia	14		0.76		6	1:01.83 Entry: 1:02.75 -0.92
50m: 30.13 100m: 1:01.83 (31.70)							
2	 Catherine Tegma	14		0.69		7	1:01.84 Entry: 1:02.52 -0.68
50m: 29.46 100m: 1:01.84 (32.38)							
3	 Sophia McClinto	14		0.65		3	59.36 Entry: 1:00.75 -1.39
50m: 28.81 100m: 59.36 (30.55)							
4	 Grace Khelan (V	14		0.63		1	58.62 Entry: 59.57 -0.95
50m: 27.92 100m: 58.62 (30.70)							
5	 Marli Coverdale	14		0.64		2	58.94 Entry: 1:00.24 -1.30
50m: 28.45 100m: 58.94 (30.49)							
6	 Georgia Duske	14		0.51		4	1:00.33 Entry: 1:01.50 -1.17
50m: 28.31 100m: 1:00.33 (32.02)							
7	 Annalise Miller	14		0.60		5	1:01.51 Entry: 1:02.72 -1.21
50m: 29.75 100m: 1:01.51 (31.76)							
8	 Mila Kennedy	14		0.64		10	1:03.07 Entry: 1:02.78 +0.29
50m: 29.71 100m: 1:03.07 (33.36)							
9	 Charlotte Ren	14		0.68		9	1:02.64 Entry: 1:03.10 -0.46
50m: 30.06 100m: 1:02.64 (32.58)							

3 Final 15 years

Official

heat Started at: 05:08 PM (+ 6 min)

Lane	Competitor	Age	Club	RT	PTS	Rank	Result
0	 Ambre Sercan (\	15		0.71		10	1:02.62 Entry: 1:02.40 +0.22

50m: 29.73 100m: 1:02.62 (32.89)

1  Mackenzie Tobin 15  0.70 4 **1:00.26**
Entry: 1:01.70 -1.44

50m: 28.96 100m: 1:00.26 (31.30)

2  Sophie Peters 15  0.72 5 **1:00.46**
Entry: 1:01.32 -0.86

50m: 28.88 100m: 1:00.46 (31.58)

3  Sadie Percy 15  0.81 3 **59.58**
Entry: 1:00.77 -1.19

50m: 28.99 100m: 59.58 (30.59)

4  Octavia Mahone 15  0.67 2 **58.32**
Entry: 59.10 -0.78

50m: 27.77 100m: 58.32 (30.55)

5  Tandia Fisher 15  0.69 1 **58.15**
Entry: 59.61 -1.46

50m: 28.28 100m: 58.15 (29.87)

6  Alyssa Bai 15  0.72 6 **1:00.65**
Entry: 1:00.99 -0.34

50m: 29.22 100m: 1:00.65 (31.43)

7  Indy Leeds 15  0.62 7 **1:01.90**
Entry: 1:01.68 +0.22

50m: 29.55 100m: 1:01.90 (32.35)

8  Phoebe Nettle 15  0.69 9 **1:02.30**
Entry: 1:02.00 +0.30

50m: 29.94 100m: 1:02.30 (32.36)



9  Tayla Cox 15  0.69 8 **1:02.16**
Entry: 1:02.45 -0.29

50m: 30.20 100m: 1:02.16 (31.96)

4 Final 16 years

Official

heat Started at: 05:11 PM (+ 8 min)

Lane	Competitor	Age	Club	RT	PTS	Rank	Result
0	 Pippa Jory	16		0.72		9	1:02.78 Entry: 1:02.74 +0.04

50m: 30.07 100m: 1:02.78 (32.71)

1  Macey Yeo 16  0.66 10 **1:03.41**
Entry: 1:02.20 +1.21

50m: 29.92 100m: 1:03.41 (33.49)

2  Lily Smith 16  0.75 3 **1:00.74**
Entry: 1:01.03 -0.29

50m: 29.08 100m: 1:00.74 (31.66)

3  Ruby Sisam 16  0.67 4 **1:00.80**
Entry: 1:00.67 +0.13

50m: 28.45 100m: 1:00.80 (32.35)

4  Kiri Yamagami 16  0.69 2 **58.56**
Entry: 59.54 -0.98

50m: 27.92 100m: 58.56 (30.64)

5  Alex McIntosh 16  0.67 1 **58.44**
Entry: 59.67 -1.23

50m: 28.40 100m: 58.44 (30.04)

6  Jessica Richards 16  | 0.76 6 **1:01.39**
Entry: 1:00.93 +0.46

50m: 29.01 100m: 1:01.39 (32.38)

7  Scarlett Botes 16  0.75 7 **1:01.60**
Entry: 1:02.06 -0.46

50m: 29.03 100m: 1:01.60 (32.57)

8  Camryn Guthrie 16  0.80 5 **1:01.10**
Entry: 1:02.49 -1.39

50m: 29.43 100m: 1:01.10 (31.67)

9  Lani Jarrett 16  0.70 8 **1:02.32**
Entry: 1:02.88 -0.56

50m: 29.65 100m: 1:02.32 (32.67)